


# Tips For MVP Development Cost Optimization





# INTRODUCTION


Budgets can be flexible when you plan things clearly in advance, and the same applies to MVP development.

To optimize costs for your MVP, there are several strategies you can implement.

## Let's get started...



# 1. Thoroughly Research Your Users



We build products to solve user problems. To optimize [MVP Development costs](#), you must first understand your users.

Conducting thorough user research—through surveys, feedback forms, and other methods—helps you invest in the most cost-effective way.



## 2. Define Your MVP's Core Features Clearly



It's essential to clearly distinguish between the minimum viable product (MVP) and the full product. Define the core features necessary for your MVP; otherwise, you risk overloading it with features meant for the final product.

Focus on the key functionalities that truly represent your idea, allowing you to test user interest and gather valuable feedback efficiently.



### 3. Hire A Development Agency Instead Of Other Development Options




If you choose to build a team yourself or hire freelancers, the long-term costs can be higher. In contrast, a top [MVP development company](#) provides a complete infrastructure to efficiently develop your MVP.

This approach is also more sustainable for future iterations based on user feedback.





## 4. Go For Cross-Platform MVP Development



Through cross-platform technologies, developers can reuse the code, reducing the effort and turn-around time of your product, ultimately leading to cost optimization.

A large graphic on the right side of the slide. It features a dark blue background with a white outline of a smartphone. The words "CROSS PLATFORM" are written in large, bold, white capital letters across the center of the phone. Above and below the text are white circular icons with lines extending from them, resembling a network or a user interface element. The entire graphic is framed by thick, diagonal stripes in orange and teal.

**CROSS  
PLATFORM**

# Conclusion

Optimizing MVP development costs requires strategic planning, the right technology, and efficient resource management.

By prioritizing essential features, leveraging a reliable MVP development company, and utilizing cost-effective tools, businesses can build a scalable product without overspending.

A well-optimized MVP ensures faster market entry, user validation, and long-term success.



# Contact Us

Optimize your MVP development cost—partner with experts now!



**+1 (909) 545-6715**



**[www.ripenapps.com](http://www.ripenapps.com)**



**[sales@ripenapps.com](mailto:sales@ripenapps.com)**



**3200 Guasti Road, Suite 100, City of Ontario,  
California, 91761 USA**







**Thank You**  
**F o r Y o u r A t t e n t i o n**

